

Create An Animal Postcard

Related educational topics or areas of focus

Planet OzKids activities relate to broad topics or areas of focus which are taught in schools and in home-schooling worldwide, regardless of curriculum differences.

This activity relates to several topics including **English** (reading, writing, comprehension and exploring different text types), **Visual**

Arts (drawing) and **Information and Communications Technology** (accessing relevant information from various web resources).



Type of task

Creative writing and drawing.

Age group for this activity


This Animal Postcard activity is designed for Year/grade 1 - 2 students (age 6-8).

What is an Animal Postcard?

An animal postcard tells us things about an animal that the animal wants us to know.

The postcard:

- Is a creative text
- Is written in the first person
- Gives the point of view of the animal
- Is a presentation by the animal, of facts or information about itself
- Is designed and laid out like a normal postcard, with a picture, text, name of the person it is being sent to, and a postage stamp.





Activity instructions

Children can be asked to:

1. Explore example animal postcards at:
<http://www.planetozkids.com/oban/animals/stories.htm>
2. Explore information about different animals at:
<http://www.planetozkids.com/oban/animals/facts.htm>
Research other animals using other resources, such as books, magazines.
3. Choose an animal that interests you. Find out where it lives and what it eats.
4. Decide one feature about this animal that makes it stand out.
5. Decide who you will address your postcard to.
6. Fill out the postcard template (see page 3). Describe your chosen animal, its habit, diet and what makes it stand out.
7. Draw a picture of your chosen animal, and draw a postage stamp.

Useful information on the Planet OzKids web site

Example animal postcards:

<http://www.planetozkids.com/oban/animals/stories.htm>

Facts about several animals:

<http://www.planetozkids.com/oban/animals/facts.htm>

Information about endangered animals:

<http://www.planetozkids.com/oban/animals/endanger.htm>



Small version of the Animal Postcard template

POSTCARD

To: _____

Address: _____

Dear _____

Introduce yourself:

Describe what you look like and what type of animal you are:

Describe where you live:



Explain what you eat:

Explain what makes you special:

Kind regards,

Draw your postcard animal picture

Draw your stamp



This template is available as a separate PDF file in the School and Home School Animals Activities area.

Planet OzKids – a world of fun and learning